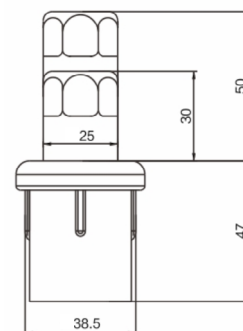


ADJUSTED FEET, ADJUSTED FEET WITH FLANGE, ADJUSTED FEET REMOVABLE CUP
AMBAF-143, AMBAF-150, AMBAF-188

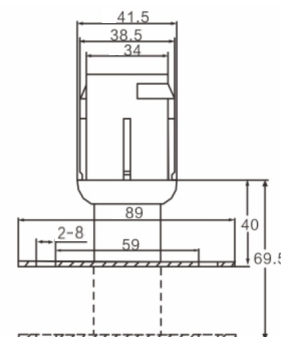

ADJUSTED FEET

Model	AMBAF-143
Capacity Load (kg)	900
Material	201/304 stainless steel
Surface Processing	Light Sanding
Adjusting Range (mm)	40-60



ADJUSTED FEET WITH FLANGE

Model	AMBAF-150
Capacity Load (kg)	900
Material	Zinc Alloy
Surface Processing	Sanding
Adjusting Range (mm)	40-69.5



ADJUSTED FEET REMOVABLE CUP

Model	AMBAF-188
Material	41 high-grade removable footed glasses

